

SPECIFICATION



ER18505H 3.6V

Electrical characteristics

(Typical values relative to cells stored for one year at +30 °C max)

○ Nominal capacity	4100mAh
Discharged capacity at 2mA, +25 °C, 2.0V cut off	
○ Open circuit voltage	3.66V
○ Max. recommended continuous current	100mA
Discharged to 2.0V at +25°C permitting 50% of the nominal capacity to be achieved	
○ Max. Pulse capability	200mA
200mA, 0.1 second pulses every 2 minutes, drained with 50% 2mA at 25 °C from undischarged cells with 20µA base current, yield voltage readings above 2.7V, the value may vary according to the pulse characteristics, the temperature and the cell's previous history	
○ Operating temperature rang	-55 °C ~ +85 °C

STORAGE:


Stored in clean, dry and cool circumstances (the temperature should be 20 degrees or lower, less than 30 degrees)

WARNING:

Don't charge, crush, disassemble, expose contents to water, heat above 100°C or may lead to explosion, burn or poison goods leakage. Discarded battery should be buried deeply to the ground.

Key features

- High and stable operating voltage
- Long shelf life
- Annual self-discharge rate lower than 1% at +25°C
- Long operating life
- High energy density (700wh/kg)
- Wide operating temperature rang
- Stainless steel can and cover
- Hermetic glass-to-metal sealing
- Non-flammable electrolyte
- Compliant with IEC 86-4 safety standard

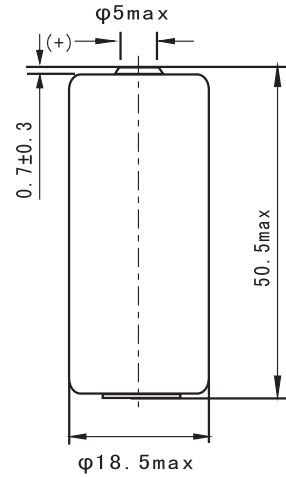
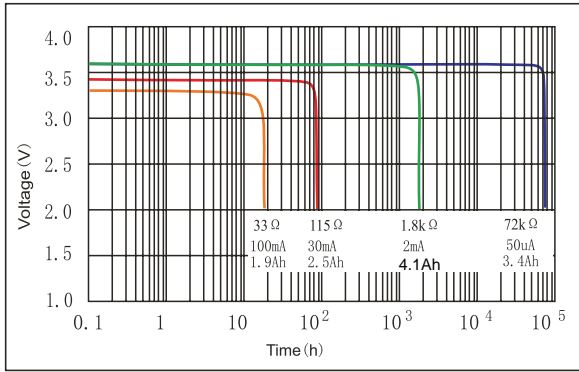
 UL Component Recognition
File Number MH46165

Main applications

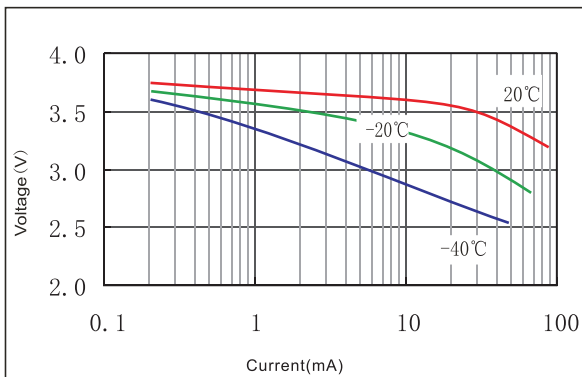
- Public instrument
- Alarms or security equipment
- Memory backup
- GPS tracking
- Car electronics
- Professional electronic equipment
- Real time clock

.....

Discharge characteristics at 25°C



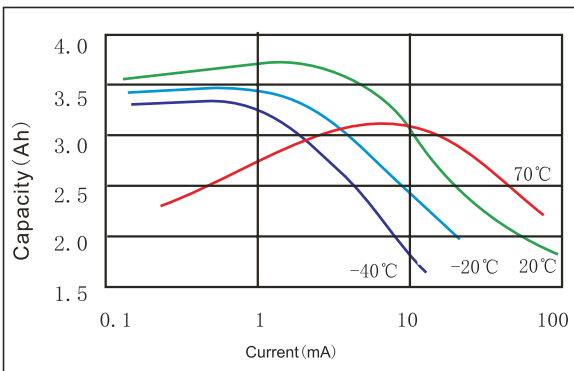
Voltage vs Current curve



Dimensions in mm
 Weight: 30g

Available Terminations	
-/P*	Axial pin
-/T /PT2*	Radial Pin
-/PT /TP*	Polarized Tab
(*) : Reference to Standard Terminals for Single Cells	

Capacity vs Current curve (cut off with 2.0V)



Discharge characteristics after storage

