

SPECIFICATION



ER14335 3.6V



Electrical characteristics

(Typical values relative to cells stored for one year at +30 °C max)

| | |
|--|-----------------|
| ○ Nominal capacity | 1650mAh |
| Discharged capacity at 1mA, +25 °C, 2.0V cut off | |
| ○ Open circuit voltage | 3.66V |
| ○ Max. recommended continuous current | 50mA |
| Discharged to 2.0V at +25 °C permitting 50% of the nominal capacity to be achieved | |
| ○ Max. Pulse capability | 100mA |
| 100mA, 0.1 second pulses every 2 minutes, drained with 50%, 1mA at 25 °C from undischarged cells with 20µA base current, yield voltage readings above 2.7V, the value may vary according to the pulse characteristics, the temperature and the cell's previous history | |
| ○ Operating temperature rang | -55 °C ~ +85 °C |

STORAGE:


Stored in clean, dry and cool circumstances (the temperature should be 20 degrees or lower, less than 30 degrees)

WARNING:

Don't charge, crush, disassemble, expose contents to water, heat above 100 °C or may lead to explosion, burn or poison goods leakage. Discarded battery should be buried deeply to the ground.

Key features

- High and stable operating voltage
- Long shelf life
- Annual self-discharge rate lower than 1% at +25 °C
- Long operating life
- High energy density (700wh/kg)
- Wide operating temperature rang
- Stainless steel can and cover
- Hermetic glass-to-metal sealing
- Non-flammable electrolyte
- Compliant with IEC 86-4 safety standard

 UL Component Recognition
File Number MH46165

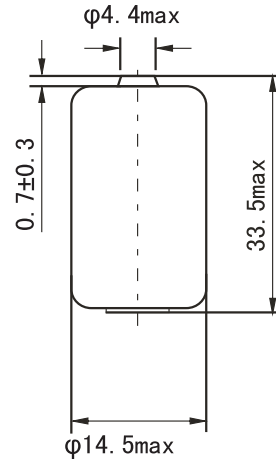
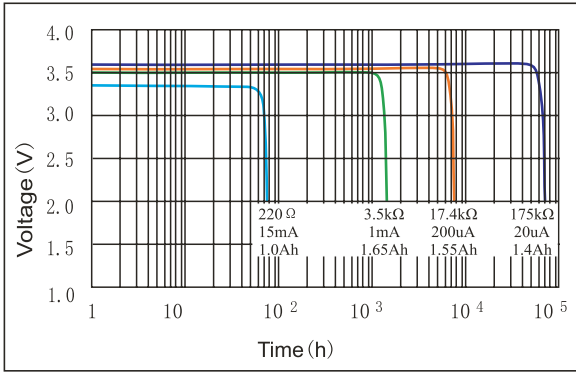
Main applications

- Alarms or security equipment
- Smoke detectors
- Memory backup
- Medical equipment
- Car electronics
- Professional electronic equipment
- Real time clock

.....

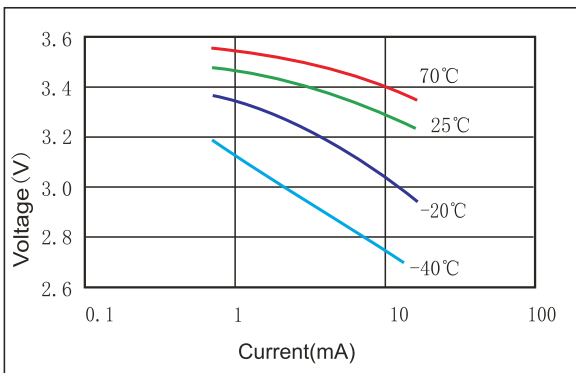
ER14335 1650mAh

Discharge characteristics at 25°C



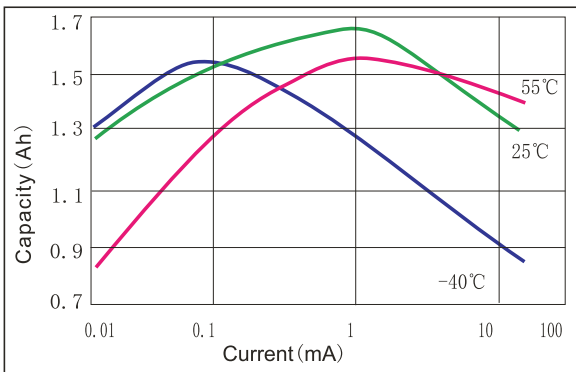
Dimensions in mm
Weight: 13g

Voltage vs Current curve



| Available Terminations | |
|--|---------------|
| -/P* | Axial pin |
| -/T /PT2* | Radial Pin |
| -/PT /TP* | Polarized Tab |
| (*) : Reference to Standard Terminals for Single Cells | |

Capacity vs Current curve



Discharge characteristics after storage

